

## אנגלית

### שאלון א' (MODULE A)

#### גרסה א'

#### הוראות לנבחן

א. משך הבחינה: שעה ורבע

ב. מבנה השאלון ומפתח ההערכה: בשאלון זה שני פרקים.

|           |   |            |   |     |        |
|-----------|---|------------|---|-----|--------|
| פרק ראשון | — | הבנת הנקרא | — | 70  | נקודות |
| פרק שני   | — | הבנת הנשמע | — | 30  | נקודות |
| סה"כ      | — |            |   | 100 | נקודות |

ג. חומר עזר מותר בשימוש:

המילון האוניברסלי עברי-אנגלי, אנגלי-עברי / י' הופמן (2014)

Hoffman, Y. (2014). *The Universal English-Hebrew, Hebrew-English Dictionary*

אז: מילון אוקספורד אנגלי-אנגלי-עברי / הוצאת קורנמן - לוני כהן הוצאה לאור (2003)

Kernerman, Lonnie Kahn. (2003). *Oxford English-English-Hebrew Student's Dictionary*

אז: המילון המקיף החדש — אנגלי-עברי, עברי-אנגלי / ש' זילברמן (2012)

Zilberman, S. (2012). *The New Comprehensive English-Hebrew, Hebrew-English Dictionary*

אז: معجم لونغمان للإنجليزية الحديثة — إنجليزي — إنجليزي — عربي .

Pearson Education. (2011). *The Longman Dictionary of Modern English, English-English-Arabic*

אז: דבלב ידרחה רזגמנ: המילון העולמי עברי-אנגלי, אנגלי-עברי / י' הופמן (2013)

For the Haredi Sector only:

Hoffman, Y. (2013). *The Olami English-Hebrew, Hebrew-English Dictionary*

נבחן "עולה חדש" רשאי להשתמש גם במילון דר' לשוני: אנגלי-שפת-אמו / שפת-אמו-אנגלי.  
השימוש במילון אחר טעון אישור הפיקוח על הוראת האנגלית.

ד. הוראות מיוחדות:

- (1) עליך לכתוב את כל תשובותיך בגוף השאלון (במקומות המיועדים לכך).
  - (2) כתוב את כל תשובותיך באנגלית ובעט בלבד. אסור להשתמש בטיפקס.
  - (3) בתום הבחינה החזר את השאלון למשגיח.
- הערה: גם נבחנים בבחינות משנה חייבים להיבחן בפרק הנשמע.

ההנחיות בשאלון זה מנוסחות בלשון זכר ומכוונות לנבחנות ולנבחנים כאחד.

**בהצלחה!**

**PART I: ACCESS TO INFORMATION FROM WRITTEN TEXTS (70 points)**

الفصل الأول: فهم المقروء (70 درجة)  
اقرأ القطعة التي أمامك،  
وأجب عن الأسئلة 1-9 التي تليها.

פרק ראשון: הבנת הנקרא (70 נקודות)  
קרא את הקטע שלפניך,  
וענה על שאלות 1-9 שאחריו.

Read the notice below and then answer questions 1-9.


**DO IT YOURSELF**

When something breaks in your house, do your parents always have to call someone to fix it? Do you want to learn how to fix things yourself? The Clearview Community Center is opening a course next month for teenagers just like you. It is called "Do It Yourself".

In this course you will learn how to use different tools to fix things around the house. For example, we will teach you how to fix a leak in the bathroom, how to paint your bedroom or change a lock on a door. In the last two weeks of the course you will also learn how to make simple things from wood, like a bookshelf.

The course starts on September 6<sup>th</sup>. We will meet every Wednesday evening from 18:00 to 20:00 for two months. The course is free only for teenagers from Clearview. Teenagers from other neighborhoods will have to pay 50 dollars for the course. You must bring a letter from your parents that says you can participate.

Only 20 teenagers can take the course. So sign up today. For more information, call Sima at 212-622-7869. If you have tools at home, bring them with you on the first day of the course.



ענה באנגלית על שאלות 9-1, על פי הקטע.  
בשאלות 1, 2, 3, 7 ו-8, הקף את המספר  
של התשובה הנכונה.  
בשאר השאלות ענה לפי ההוראות.  
(40 נקודות)

أجب بالإنجليزية عن الأسئلة 9-1، حسب القطعة.  
في الأسئلة 1 و 2 و 3 و 7 و 8، ضع دائرة حول رقم  
الإجابة الصحيحة.  
في الأسئلة الباقية، أجب حسب التعليمات.  
(40 درجة)

Answer questions 1-9 in English according to the notice. In questions 1, 2, 3, 7 and 8, circle the number of the correct answer. In the other questions, follow the instructions.

1. What do some parents do when something breaks at home? (lines 1-3)
  - i) Fix it themselves.
  - ii) Find someone to fix it.
  - iii) Ask their teenager to fix it.(4 points)
2. Who can participate in the course? (lines 1-3)
  - i) teenagers
  - ii) parents
  - iii) anyone(4 points)
3. According to lines 1-3, the purpose of the course is to teach you how to (-).
  - i) help other teenagers
  - ii) do things in the house
  - iii) work in the community(4 points)
4. What will you learn to fix in the course? Give ONE answer. (lines 4-7)  
ANSWER: .....  
(5 points)

לא לכתוב באזור זה  
لا تكتب في هذه المنطقة

5. What will you learn to make at the end of the course? (lines 4-7)

ANSWER: .....  
(5 points)

6. Who will NOT have to pay for the course? (lines 8-11)

ANSWER: .....  
(5 points)

7. How often will the class meet? (lines 8-11)


- i) Once a week
  - ii) Once a month
  - iii) Every two weeks
- (4 points)

8. According to lines 8-11, what must your parents do? They must (-).

- i) join the center
  - ii) pay for tools
  - iii) write a letter
- (4 points)

9. Why should you sign up soon? (lines 12-13)

ANSWER: .....  
.....  
(5 points)




اقرأ القطعة التي أمامك، وأجب عن  
الأسئلة 14-10 التي تليها.

קרא את הקטע שלפניך, וענה על שאלות 14-10  
שאחרינו.

Read the article below and then answer questions 10-14.

### A LITTLE YELLOW TAXI



Today, it is hard to drive a car in the centers of many big cities. It can take a long time to go from place to place because there are so many buses, taxis and other cars on the streets. However, in Goteborg, Sweden, there is a new way to get around the city center quickly. People can now ride in Taxi-pods.

- 5 Taxi-pods are little yellow taxis with only three wheels. They are perfect for short trips in the city center. They are very small and can drive through narrow side streets. That is why they don't have to drive on main streets where there is a lot of traffic.

There are other good reasons to use Taxi-pods. They help to keep the air clean because they work on a battery and not on gasoline. Also, people like Taxi-pods because they are not expensive to use.

- 10 A ride in one of them costs much less than a ride in a regular taxi. Finally, people also like Taxi-pods because they are fun to ride in and it is easy to find one in the city.

أجب بالإنجليزية عن الأسئلة 10-14، حسب القطعة.  
في السؤالين 10 و 13، ضع دائرة حول رقم  
الإجابة الصحيحة.  
في الأسئلة الباقية، أجب حسب التعليمات.  
(30 درجة)

ענה באנגלית על שאלות 10-14, על פי הקטע.  
בשאלות 10 ו-13, הקף את המספר של  
התשובה הנכונה.  
בשאר השאלות ענה לפי ההוראות.  
(30 נקודות)

Answer questions 10-14 in English according to the article. In questions 10 and 13, circle the number of the correct answer. In the other questions, follow the instructions.

10. What problem do people have in city centers? (lines 1-4)

- i) It can take a long time to get around.
- ii) They have to take city buses.
- iii) It is often hard to find a taxi.

(5 points)

11. COMPLETE THE SENTENCE. (lines 5-7)

A Taxi-pod is different from other cars because it has .....

(5 points)

12. Give ONE reason why Taxi-pods don't have to wait a long time in traffic. (lines 5-7)

ANSWER: .....

(5 points)

13. Why is it good that Taxi-pods work only on batteries? (lines 8-11)

- i) They keep the air clean.
- ii) They are easy to use.
- iii) They help the car go faster.

(5 points)

14. PUT A ✓ BY THE TWO CORRECT ANSWERS.

According to the text, people like Taxi-pods because they (-).

- ..... i) are a lot of fun
- ..... ii) cost less than buses
- ..... iii) are from Sweden
- ..... iv) get to places quickly
- ..... v) use gasoline

(5×2=10 points)

**PART II: ACCESS TO INFORMATION FROM SPOKEN TEXTS (30 points)**

- פרק שני: הבנת הנשמע (30 נקודות)      **الفصل الثاني: فهم المسموع (30 درجة)**  
שימו לב: כל הנבחנים (כולל נבחני משנה)      **انتبهوا: جميع الممتحنين (بمن فيهم ممتحنو**  
חייבים להיבחן בפרק זה.      **الإعادة) ملزمون بالامتحان في هذا الفصل.**

**הוראות לנבחנים**

- אתם עומדים לשמוע את הקטע לחולל שינוי — יום אחרי יום.  
\* הקטע ישודר פעמיים.  
\* לפני שידור הקטע עיינו בשאלות 20-15.  
\* רצוי להתחיל להשיב על השאלות רק לאחר השידור הראשון של הקטע.


**تعليمات للممتحنين**

- سوف تستمعون إلى القطعة إحداث تغيير – يوماً بعد يوم.  
\* ستبث القطعة مرتين.  
\* قبل بث القطعة، تمعنوا في الأسئلة 20-15.  
\* من المحبذ البدء في الإجابة عن الأسئلة فقط بعد البث الأول للقطعة.

**Instructions**

You are about to hear the passage **Making a Difference — One Day at a Time**.

- \* The passage will be broadcast **TWICE**.
- \* Before the first broadcast, read questions **15-20**.
- \* It is best to start answering the questions after the first broadcast of the passage.





לחולל שינוי – יום אחרי יום

ענה על שאלות 15-20 על פי השידור.

הקף את המספר של התשובה הנכונה.

(30 נקודות; לכל תשובה נכונה – 5 נקודות)

إحداث تغيير – يوماً بعد يوم

أجب عن الأسئلة 15-20 حسب البث.

ضع دائرة حول رقم الإجابة الصحيحة.

(30 درجة؛ لكل إجابة صحيحة – 5 درجات)

Answer questions 15-20 according to the broadcast. In all the questions circle the number of the correct answers.

### MAKING A DIFFERENCE – ONE DAY AT A TIME

15. What do we learn about John at the beginning of the interview?

- i) Where he lives
- ii) What work he does
- iii) Why he likes his job

16. When John was a child, (-).

- i) he played near the river
- ii) he took garbage out of the river
- iii) he helped fishermen on a boat

17. What did John do to clean up the river?

- i) He went to work for the government.
- ii) He talked to people about the problem.
- iii) He started a company with his brother.

18. Why do volunteers agree to work with John?

- i) They like to find strange things.
- ii) They want to work on fishing boats.
- iii) They know the work is important.

(שים לב: המשך השאלות בעמוד הבא.)


(انتبه: تكلمة الأسئلة في الصفحة التالية.)

19. How does John tell people about his work?

- i) He teaches in high school.
- ii) He has classes on his boat.
- iii) He shows people garbage.

20. What other message does John have?

- i) We can all make a difference.
- ii) We must all volunteer to clean rivers.
- iii) We should all try to do exciting things.



**בהצלחה!**

זכות היוצרים שמורה למדינת ישראל  
אין להעתיק או לפרסם אלא ברשות משרד החינוך